

## RKC外螺紋小型油壓單動缸RKC Thread-body Single Acting Hydraulic Cylinder

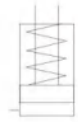
● 活塞杆徑  $\Phi 12-\Phi 25$  ● 最大操作壓力  $250\text{kg/cm}^2$  ● Bore of piston (mm) :  $\Phi 12-\Phi 25$  ● Max pressure:  $250\text{kg/cm}^2$

### 產品簡介

- ◆ 外螺紋小型單動缸採用進口油封及零件，確保品質，使用時漏油量極少，高壓夾持中時間不漏油。
- ◆ 外螺紋式小型單動缸體積小，使用于夾具上，能在最小的空間內排列使用。
- ◆ 此型式油壓缸使用于頂出場合，彈簧退回，無法使用于拉式場合上。
- ◆ 安裝時盡可能垂直于工作面，傾斜勿超過  $10^\circ$ 。
- ◆ 缸體底部需置放一祇鎖緊防漏墊圈。

### Introduction of product

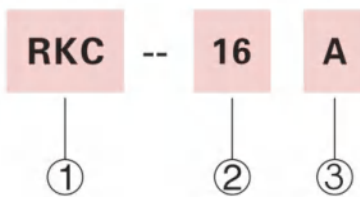
- ◆ The thread-body single acting hydraulic cylinder use imported oil seal and accessories to guarantee the quality that make the oil leakage least and no leakage while clamping in high pressure for long time.
- ◆ The volume of the thread-body single acting hydraulic cylinder is small. It can be used in a small space in the fixture.
- ◆ This hydraulic cylinder is used to extend, and then spring returns, but it can't be used for pulling in.
- ◆ The angle degree between the cylinder and workpiece could not be larger than  $10^\circ$  while installing.
- ◆ The bottom of the cylinder barrel needs a leakage-proof gasket.



## 特性資料 Specification

類型 type	RKC-12A	RKC-16A	RKC-20A	RKC-25A	RKC-12B	RKC-16B	RKC-20B	RKC-25B
活塞杆徑 Bore of piston (mm)	$\Phi 12$	$\Phi 16$	$\Phi 20$	$\Phi 25$	$\Phi 12$	$\Phi 16$	$\Phi 20$	$\Phi 25$
總行程 Total stroke (mm)	10	12	15	16	10	12	15	16
使用流體 Fluid	已濾清之標準液壓油 Filtered oil							
使用壓力範圍 Range of pressure ( $\text{kg/cm}^2$ )	20—250 $\text{kg/cm}^2$							
作動方式 Acting type	單動式 Single acting							
理論夾持力 Theoretical clamping $200\text{kg/cm}^2$	220(kg)	400(kg)	620(kg)	980(kg)	220(kg)	400(kg)	620(kg)	980(kg)

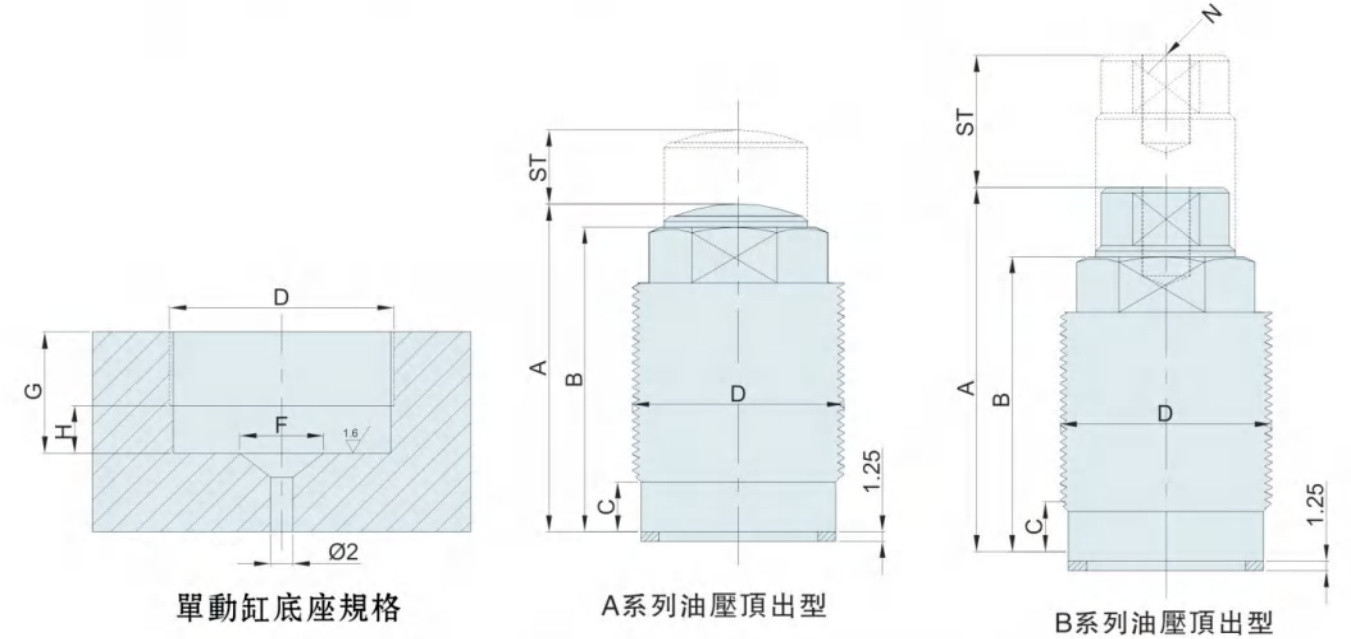
## 訂購標示法 Ordering Code



①	系列號 Series	RKC
②	活塞杆徑 Bore of piston	$\Phi 12, \Phi 16, \Phi 20, \Phi 25$
③	類型 type	分為A,B,C三種 Divide A type and B type and C type

## RKC外螺紋小型油壓單動缸RTC Thread-body Single Acting Hydraulic Cylinder

● 活塞杆徑  $\Phi 12-\Phi 25$  ● 最大壓力  $35\text{MPa}$  ● Bore of cylinder (mm) :  $\Phi 12-\Phi 25$  ● Max pressure:  $35\text{MPa}$



單動缸底座規格

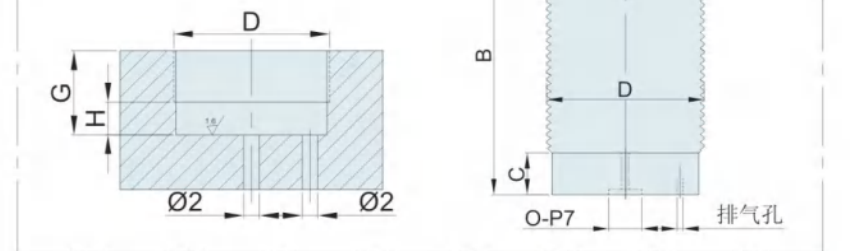
A系列油壓頂出型

B系列油壓頂出型



### RKC-25C

### 油壓縮回型



## 外形尺寸表 Dimension table

單位 (Unit) : mm

ITEM	A	B	C	D	F	G	H	N	K	ST
RKC-12A	38	36	7	M22x1.5	12	16	6	---	3	10
RKC-16A	46.5	44.5	8	M26x1.5	16	20	7	---	3	12
RKC-20A	57.5	54	8	M30x1.5	20	24	7	---	3	15
RKC-25A	58.5	55	11	M38x1.5	25	28	10	---	3	16
RKC-12B	45	36	7	M22x1.5	12	16	6	M6x1.0	3	10
RKC-16B	52	44.5	8	M26x1.5	16	20	7	M6x1.0	3	12
RKC-20B	64.5	54	8	M30x1.5	20	24	7	M8x1.25	3	15
RKC-25B	67.5	55	11	M38x1.5	25	28	10	M8x1.25	3	16