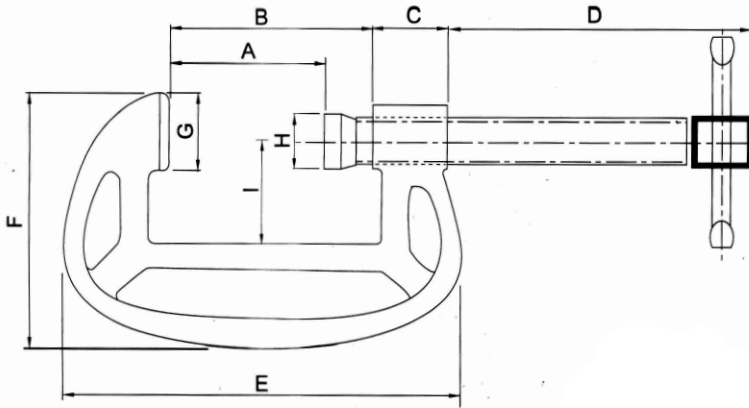


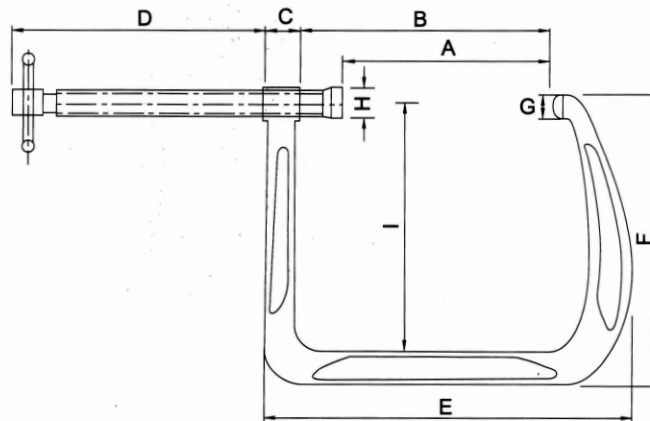

## 淺喉式C型鉗

- \* MANUFACTURING: DROP FORGED OF AISI 4140 CHROMIUM-MOLYBDENUM ALLOY STEEL.
- \* HARDESS: HRC38°±2
- \* SURFACE: PHOSPHATE TREATMENT



夾持力 (公斤)	型號	尺寸	A mm	B mm	C mm	D mm	E mm	F mm	G mm	H mm	I mm	重量 (公斤)
1300	M25	1"	25.5	36	20	49	80	58	20	Ø16	24.5	0.2
1500	M38	1-1/2"	39	50	20	69	97	68	20	Ø	31	0.29
2000	M50	2"	45.8	66	21.6	87.8	120	70.5	22.2	Ø15.8	31.3	0.45
2800	M75	3"	69.7	85.3	27	107.4	148.4	83.7	27.4	Ø	40	1.25
3000	M100	4"	98.2	117.5	32.4	143	192.2	106	31.5	Ø22.2	51.5	1.40
3300	M125	5"	118.7	140	36.7	176.4	225	122.5	35.5	Ø	60.8	2.17
3600	M150	6"	141.4	175	40	198.8	270	137.8	41.5	Ø25.5	72.3	3.17
6000	M200	8"	185.2	209.5	44	239.8	323	174.4	41.7	Ø	96	4.55
7000	M250	10"	243.5	270	44.5	330	380	203	43	Ø28	124	6.1
8000	M300	12"	290	320	55	360	455	223	50	Ø	130	9.0

## 深喉式C型鉗



型號	尺寸	A mm	B mm	C mm	D mm	E mm	F mm	G mm	H mm	I mm	重量 (公斤)
M50	2"	53	64.5	20.5	83	115	95	22.5	Ø16	59	0.32
M75	3"	70	91.5	23.5	103	155	125	25	Ø22.2	80.5	1.3
M100	4"	105	131.5	31	145	216	178	28	Ø25.5	117	2.05
M150	6"	150	172	31	196	270	220	33	Ø30	160	3.17